

Ministry of Science and Higher Education Ulyanovsk State University	Form	
F-working discipline program		

APPROVED BY

by the decision of the Academic Council of the Institute of Medicine, Ecology and Physical Culture of Ulyanovsk State University
17.05.2023 Record No. 9/250



Chairman V. I. Midk

"17" May 2023

WORKING PROGRAM OF THE DISCIPLINE

Discipline:	Diagnostics and treatment of extrapulmonary tuberculosis
Faculty	Medicine
Department	Faculty therapy
Course	6

Direction (specialty) _ 31.05.01 "General Medicine" (with mastering part of the program in English)

The form of education _____ full-time

Date of introduction to the educational process of UISU: " 01 " September 2023

The program was updated at the meeting of the department: protocol №.9_ from 16.04..2024__.



The program was updated at the meeting of the department: protocol №. __ from __.20__.

The program was updated at the meeting of the department: protocol №. __ from __ 20__.

The program was updated at the meeting of the department: protocol №. __ from __ 20__.

Information about developers:

Full name	Department	Position, academic degree, title
Savonenkova L.N.	Faculty therapy	Ph.D.Med, docent

AGREED	AGREED
Head of the Department of Faculty Therapy, implementing the discipline	Head of the Graduate Department of Hospital Therapy
 /V.I.Ruzov/	 M. A. Vize-Khripunova /
"16" May 2023	"16" May 2023

1. AIMS AND PURPOSES OF LEARNING DISCIPLINE:

The aim is to learn modern methods of diagnostics, treatment and prevention of extrapulmonary tuberculosis.

Tasks:

- Learning the pathogenesis, clinical picture and course of extrapulmonary forms of tuberculosis;
- learning the algorithm of diagnostic search in case of suspicion in a patient with extrapulmonary forms of tuberculosis;
- learn the peculiarities of treatment of the main forms of extrapulmonary tuberculosis;
- be able to form risk groups for extrapulmonary tuberculosis and to prevent it.

2. THE PLACE OF DISCIPLINE IN THE OPOP STRUCTURE:

Discipline "Diagnostics and treatment of extrapulmonary tuberculosis" refers to the variative part of B.1. In accordance with FSES №988 (2020) and the curriculum of the specialty 31.05.01 "Internal Medicine", approved by the rector of Ulyanovsk State University.

The study of the discipline "Diagnostics and Treatment of Extra Pulmonary Tuberculosis" is preceded by the following disciplines: Anatomy (Anatomy of bone and joint organs, urinary and sexual systems; abdominal organs, visual organs, skin, lymphatic system); normal physiology (Physiology of bone and joint organs, urinary, sexual systems; abdominal, visual, skin, lymphatic system organs); microbiology, virology (Causative agent of tuberculosis and its properties, detection methods); propaedeutics of internal diseases (Methods of investigation of bone and joint organs, urinary, abdominal, lymphatic system organs; - radial diagnostics (Methods of radial examination); pharmacology and - Clinical pharmacology (Pharmacodynamics and pharmacokinetics of anti-TB drugs); immunology (Immunity and allergy); Public health and public health (Basic epidemiological indicators); faculty therapy and hospital therapy (Clinical picture of the main internal diseases b their differential diagnosis); pathological anatomy, clinical pathological anatomy (Pathological anatomy of tuberculosis); general surgery and faculty surgery (Surgical diseases of the abdominal cavity and urinary system organs); Traumatology and Orthopaedics (Diseases of the musculoskeletal system); Neurology (CNS Diseases); Obstetrics and Gynecology; Dermatovenerology (Skin Diseases); ophthalmology (Infectious and inflammatory diseases of the eyesight organs); inflammatory; oncology and radiation diagnostics (Malignant neoplasms of bone and joint organs, urinary, sexual systems; abdominal organs, lymphatic system).

Knowledge, skills and competences in these disciplines are determined by the requirements for their mastery at the previous departments and are controlled by the definition of input knowledge in the study of Phthisiology.

3. THE LIST OF THE PLANNED RESULTS OF LEARNING BY THE DISCIPLINE (MODULE), CORRELATED WITH THE PLANNED RESULTS OF THE EDUCATIONAL PROGRAM IMPLEMENTATION

When studying the discipline "Diagnostics and treatment of extrapulmonary tuberculosis" the student should obtain competences:

UK-2 -Able to manage a project at all stages of its life cycle

PC-2 - readiness to collect and analyze patient complaints, data from his anamnesis, results of inspections, laboratory, instrumental, pathological and anatomical and other studies in order to recognize a condition or establish the presence or absence of a disease

PC-4 - Ability and readiness to implement a set of measures aimed at maintaining and strengthening the health of children and including the formation of a healthy lifestyle, prevention of the onset and spread of diseases, their early diagnosis, identification of the causes and conditions of their occurrence and development, as well as directed, to eliminate the harmful effects of environmental

factors on the health of children

Code and name of the performing competence	List of planned learning outcomes in the discipline, correlated with indicators of achievement of competencies
<p>UK-2 ability to manage a project at all stages of its life cycle</p>	<p>ID-1UK2 Know the stages of the project life cycle, the stages of its development and implementation ID-2UK2 To be able to develop a project, taking into account the analysis of alternative options for its implementation, to determine the target stages, the main areas of work ID-3UK2 Possess development and project management methods</p>
<p>PC-2 - readiness to collect and analyze patient complaints, data from his anamnesis, results of inspections, laboratory, instrumental, pathological and anatomical and other studies in order to recognize a condition or establish the presence or absence of a disease</p>	<p>ID-1PC2 To know the diagnostic value of the changes identified during the clinical study of a patient with tuberculosis and during laboratory and instrumental diagnostics in latent tuberculosis infection and disease in various clinical forms of tuberculosis, pathological and anatomical and other studies ID-2PC2 Be able to conduct debriefing, physical examination of an infected with tuberculosis infection and a patient with tuberculosis; interpret the results of laboratory and instrumental diagnostics and use them to substantiate a clinical diagnosis; interpret the data of pathological and anatomical and other studies ID-3PC2 Possess the methods of clinical research of the patient, interpretation of the results of additional research methods, substantiation of the preliminary and clinical diagnosis of tuberculosis; the skill of comparing the morphological and clinical manifestations of tuberculosis. Methodology for organizing the detection of tuberculosis.</p>
<p>PC-4 - readiness to determine the need to use natural therapeutic factors, drugs, non-drug therapy and other methods in patients in need of medical rehabilitation and spa treatment</p>	<p>ID-1PC4 Know the indications, contraindications, mechanism of action, pharmacokinetics and pharmacodynamics, side effects, ways to eliminate them and prevent the main anti-tuberculosis drugs and pathogenetic drugs used at the stage of treatment and rehabilitation of patients with extrapulmonary tuberculosis; indications and contraindications for spa treatment, surgical treatment of patients with extrapulmonary tuberculosis at the stage of rehabilitation; groups of dispensary observation of patients with extrapulmonary tuberculosis; methods of</p>

	<p>specific and non-specific prevention of diseases and relapses of extrapulmonary tuberculosis.</p> <p>ID-2PC4</p> <p>To be able to choose a chemotherapy regimen and pathogenetic treatment; prevent, identify and eliminate side effects of drugs; choose an anti-tuberculosis sanatorium, taking into account the age, concomitant pathology in patients with extrapulmonary tuberculosis; carry out activities corresponding to the dispensary observation group.</p> <p>ID-3PC4</p> <p>Possess the methods of dispensary observation; organization and implementation of specific, pathogenetic, sanatorium-resort, surgical treatment of patients with extrapulmonary tuberculosis at the stage of rehabilitation; methods of specific and non-specific prevention of extrapulmonary tuberculosis.</p>
--	---

4. GENERAL LABOR INTENSITY OF DISCIPLINE

4.1 Volume of discipline in credits (total) __2

4.2. Volume of discipline by type of educational work (in hours)

Type of study	Number of hours (for each training form: full-time/part-time/part-time is completed with a separate table)			
	In total as planned.	Including in terms of semesters.		
		1	2	3
Contact work of students with a teacher in accordance with the UP	42			
Audience lessons:				
lectures				
practical and seminar sessions	42			
laboratory work, workshops	Not available			
individual work	30			
Form of current knowledge control and control of independent work: testing, counter. work, colloquium, essay, etc. (at least 2 types)	Testing, conversation.			
Coursework				
Types of interim certification (exam, credit)	credit			
Total hours by discipline.	72			

5 Content of the discipline (module.) Distribution of hours by topics and types of training work:

The form of study 72 full-time.

(for each training form: full-time/part-time/part-time is completed with a separate table)

Name and sections and themes	Total	Types of study sessions					Form of current knowledge control
		Audience lessons:					
		lectures	practical and seminar sessions	laboratory work, workshops	Lessons in interactive form	individual work	
Section 1. Clinic and diagnosis of extrapulmonary tuberculosis							
Total	54	-	30			24	
Etiology, general concept of pathogenesis of extrapulmonary tuberculosis and its pathomorphology. Classification of extrapulmonary tuberculosis. Methods of diagnostics of extrapulmonary tuberculosis.	9	-	5			4	Testing, conversation, task solving.
Tuberculosis of the brain tissue.	9	-	5			4	Testing, conversation, task solving.
Tuberculosis of the urinary organs, female and male genitalia	9	-	5			4	Testing, conversation, task solving.
Bone and joint tuberculosis	9	-	5			4	Testing, conversation, task solving.
Abdominal tuberculosis	9	-	5			4	Testing, conversation, task solving.
Tuberculosis of peripheral lymph nodes, skin and eyes	9	-	5			4	Testing, conversation, task solving.
Section 2: Treatment, prevention and detection of extrapulmonary tuberculosis. Dispensary							

surveillance of extrapulmonary tuberculosis patients.							
Total	18	-	12			6	
General principles of tuberculosis treatment and peculiarities of treatment of tuberculosis of extrapulmonary localizations	9	-	6			3	Testing, conversation, task solving.
Prevention and detection of extrapulmonary tuberculosis. Dispensary surveillance	9	-	6			3	Testing, conversation, task solving. Development of a tuberculosis detection and prevention plan
Total	72	-	42			30	

6. COURSE CONTENT

Section 1. Section 1. Clinic and diagnosis of extrapulmonary tuberculosis.

Theme 1: Etiology, general concept of extrapulmonary tuberculosis pathogenesis and its pathomorphology. Classification of extrapulmonary tuberculosis. Diagnostic methods for extrapulmonary tuberculosis.

Theme 2. Tuberculosis of the brain coat.

Theme 3: Tuberculosis of urinary organs, female and male genitalia

Theme 4: Tuberculosis of the bone and joint system

Topic 5. Abdominal tuberculosis.

Subject 6: Tuberculosis of peripheral lymph nodes, skin and eyes

Section 2: Treatment, prevention and detection of extrapulmonary tuberculosis. Dispensary surveillance of extrapulmonary tuberculosis patients.

Theme 7: General principles of tuberculosis treatment and peculiarities of extrapulmonary tuberculosis treatment

Theme 8. Prevention and detection of extrapulmonary tuberculosis. Dispensary surveillance.

TOPICS FOR WORKSHOPS AND SEMINARS

Section 1. Clinic and diagnosis of extrapulmonary tuberculosis

Theme 1: Etiology, general concept of extrapulmonary tuberculosis pathogenesis and its pathomorphology. Classification of extrapulmonary tuberculosis. Methods of diagnostics of extrapulmonary tuberculosis.

Questions to the lesson:

- 1 General concept of extrapulmonary tuberculosis pathogenesis
- 2 Types of specific tissue reactions in extrapulmonary tuberculosis
- 3 Features of extrapulmonary tuberculosis causative agent
- 4 MDT variability, drug resistance as an expression of variability
- 5 MBT detection methods (bacterioscopic, bacteriological, molecular genetic - PCR)
- 6 Physical methods of diagnostics of extrapulmonary tuberculosis.
- 7 Laboratory methods of VLT diagnostics: general clinical, cytological, histological.
- 8 Immunological methods of diagnostics of VLT. Sample with tuberculosis recombinant allergen.
- 9 Tuberculinodiagnosis of VLT (Mantu sample with 2 TE, Koch sample)
- 10 Instrumental diagnosis of VLT
- 11 Methods of radiation diagnostics - radiological, ultrasonographic, CT, NMR.
- 12 Endoscopic examination methods in HLT diagnostics: FGDS, FKS, cystoscopy, diagnostic laparoscopy

Theme 2. Tuberculosis of the brain tissue.

Questions to the topic:

- 1 Pathogenesis and pathological anatomy of tuberculosis meningitis
- 2 Basal and convexital tuberculosis meningitis; spinal cord tuberculosis
- 3 Clinical picture of tuberculosis meningitis in typical cases
- 4 Brain irritation symptoms
- 5 Symptoms of cranial nerve damage
- 6 Criteria for the diagnosis of tuberculosis meningitis
- 7 Exodus of tuberculosis meningitis.
- 8 Spinal puncture, liquor studies for tuberculosis meningitis
- 9 Differential diagnosis of tuberculosis meningitis
- 10 Atypical clinical variants of the onset of tuberculous meningitis: acute serous, acute abortion, acute purulent meningitis, acute psychosis, epileptoid, "acute abdominal".
- 11 Features of tuberculosis meningitis treatment

Theme 3: Tuberculosis of urinary organs, female and male genitals.

Questions to the topic:

- 1 Pathogenesis and pathological anatomy of the urinary system organs: kidney, ureter, bladder tuberculosis

- 2 Pathogenesis and pathological anatomy of genital tuberculosis in women
- 3 Pathogenesis and pathological anatomy of genital tuberculosis in men
- 4 Clinical picture, diagnosis and difdiagnosis of kidney tuberculosis
- 5 Clinical picture, diagnosis and difdiagnosis of ureterine and bladder tuberculosis
- 6 Cystoscopy, chromocystoscopy in diagnosis and difdiagnostics of tuberculosis of the urinary organs
- 7 Clinical picture, diagnosis and difdiagnosis of tuberculosis adnexitis
- 8 Clinical picture, diagnosis and difdiagnosis of tuberculosis endometritis
- 9 Hysterosalpingoscopy in diagnosis of female genital tuberculosis
- 10 Clinical picture, diagnosis and difdiagnostics of tuberculosis orchoepididymitis
- 11 Clinical picture, diagnosis and difdiagnosis of tuberculosis prostatitis

Theme 4: Tuberculosis of the osteo-articular system

Questions to the topic:

- 1 Pathogenesis and pathology of tuberculosis of bones and joints
- 2 Clinical picture of tuberculosis of bones and joints: intoxication syndrome, local symptoms
- 3 Clinical picture of tuberculosis spondylitis in the pre-spondylitic, spondylitic, postspondylitic stages
- 4 Clinical picture of tuberculosis coccitus and gonitis in the pre, arthritic and postartritic stages
- 5 Complications and outcomes of tuberculosis spondylitis
- 6 Complications and outcomes of tuberculosis coxitis and gonitis
- 7 Differential diagnosis of tuberculosis spondylitis
- 8 Differential diagnosis of tuberculosis coccitus and gonitis

Topic 5. Abdominal tuberculosis.

Questions to the topic:

- 1 Pathogenesis and pathologic anatomy of tuberculosis of the gastrointestinal tract
- 2 Pathogenesis and pathological anatomy of tuberculosis mesadenitis, tuberculosis of other intra-abdominal and retroperitoneal lymph nodes
- 3 Pathogenesis and pathologic anatomy of peritoneal tuberculosis
- 4 Pathogenesis and pathologic anatomy of tuberculosis of parenchymatous organs, abdominal cavity (liver and spleen)
- 5 Clinical picture of tuberculosis of gastrointestinal tract - intestine, stomach, esophagus
- 6 Clinical picture of tuberculosis mesadenitis, tuberculosis of other intra-abdominal and retroperitoneal lymph nodes
- 7 Clinical picture of peritoneal tuberculosis
- 8 Clinical picture of parenchymatous tuberculosis of abdominal organs (liver and spleen)

- 9 Complications of abdominal tuberculosis - bleeding, ulcer perforation, intestinal obstruction, etc.
- 10 Differential diagnosis of abdominal tuberculosis.
- 11 Exodermis of abdominal tuberculosis

Subject 6: Tuberculosis of peripheral lymph nodes, skin and eyes.

Questions to the topic:

- 1 Pathogenesis and pathology of peripheral lymph node tuberculosis
- 2 Pathogenesis and pathological anatomy of skin tuberculosis
- 3 Pathogenesis and pathological anatomy of eye tuberculosis
- 4 Clinical picture of tuberculosis of peripheral lymph nodes in the initial stage, the stage of caseation without decay, abscess and fistulous stages
- 5 Bacteriological and histological criteria for the diagnosis of peripheral lymph node tuberculosis
- 6 Differential diagnosis of tuberculosis of peripheral lymph nodes with malignant lymphadenopathies, sarcoidosis, histiocytosis, AIDS, neck side cysts
- 7 Clinical manifestations and differential diagnosis of tuberculosis lupus with syphilis and lupus red
- 8 Clinical manifestations and differential diagnosis of papulonecrotic skin tuberculosis with vulgar acne rash
- 9 Clinical manifestations and differential diagnosis of scrofuloderma with chronic deep peptic ulcer pyoderma
- 10 Clinic and differential diagnosis of inductive erythema with thrombophlebitis
- 11 Clinic of hematogenous lesions of eyeball shells (anterior uveitis, peripheral uveitis, choroiretinitis, panuveitis)
- 12 Clinic of eye protection apparatus tuberculosis (eyelid skin, tear glands)
- 13 Clinic Tuberculosis allergic eye diseases in primary tuberculosis infection (allergic keratoconjunctivitis)
- 14 Clinic of visual lesions in CNS tuberculosis (involvement of otorhinolaryngeal nerves in tuberculous meningitis)

Section 2: Treatment, prevention and detection of extrapulmonary tuberculosis. Dispensary surveillance of extrapulmonary tuberculosis patients.

Topic 7: General principles of tuberculosis treatment and peculiarities of extrapulmonary tuberculosis treatment.

Questions to the topic:

- 1 General principles of tuberculosis treatment: complexity, duration, continuity, continuity, staging
- 2 General principles of specific chemotherapy - combination, account of the mechanism of action of drugs, account of sensitivity of the causative agent, account of side effects, account of related diseases, account of individual tolerance.

- 3 Main antituberculosis drugs: isoniazid, rifampicin, streptomycin, pyrazinamide, ethambutol: mechanism of action, side effects and methods of their elimination
- 4 Reserve antituberculous drugs: canamycin, etionamide, protionamide, PASK, products of Ofloxacin: mechanism of action, side effects, ways of their elimination
- 5 Pathogenic means to limit inflammatory response (GCS, NPVP, heparin)
- 6 Pathogenetic means for the prevention of fibrosis (hyaluronidase, pyrogenal, penicillamine)
- 7 Desensitizing
- 8 Microbial immunomodulators - BCG vaccine, tuberculin, pyrogenal, prodigiosan, ribomunil, sodium nucleinate
- 9 Immunomodulators of endogenous origin - thymus extract, immunophan; Cytokines - interleukin -2 human recombinant, interleukin -1 β human recombinant, interferon leukocytic human.
- 10 Synthetic and semi-synthetic immunomodulators - levamisole, glutoxime, polyoxidonium, lycopide
- 11 Pathogenetic drugs for the elimination of side effects
- 12 Radical methods of surgical treatment of extrapulmonary tuberculosis
- 13 Palliative treatments for extrapulmonary tuberculosis
- 14 Peculiarities of treatment of extrapulmonary tuberculosis: local application of medicines, immobilization in complex treatment of bone and joint tuberculosis.

Theme 8. Prevention and detection of extrapulmonary tuberculosis. Dispensary surveillance.

Questions to the topic:

- 1 Methods of specific prevention of extrapulmonary tuberculosis
- 2 Methods of nonspecific prevention of extrapulmonary tuberculosis
- 3 Primary chemoprophylaxis of extrapulmonary tuberculosis
- 4 Secondary chemoprophylaxis of extrapulmonary tuberculosis
- 5 Primary activities in the focus of extrapulmonary tuberculosis infection
- 6 Current activities in the focus of extrapulmonary tuberculosis infection
- 7 Work of the general network for prevention of extrapulmonary tuberculosis: risk groups for extrapulmonary tuberculosis
- 8 Work of the general network for detection of extrapulmonary tuberculosis: preventive bacteriological (study of urine on MBT), surveillance of patients with chronic kidney diseases, diseases of the gastrointestinal tract, hepatobiliary system, musculoskeletal system, HIV-infected persons
- 9 Dispensary groups for patients with extrapulmonary tuberculosis

7.LABORATORY WORKS, PRACTICES - This type of work is not provided for by the UP.

8. TEMATICS OF CURSE, CONTROL WORKS, REFERENCES - This type of work is not provided for by the UP.

9. LIST OF QUESTIONS TO BE TAKEN CREDIT FOR

Competence Index	№ task	Question Formulation
PC2- pathogenesis, n/anat		General concept of extrapulmonary tuberculosis pathogenesis
	2	Types of specific tissue reactions in extrapulmonary tuberculosis
	3	Features of extrapulmonary tuberculosis causative agent
	4	MDT variability, drug resistance as an expression of variability
	5	Pathogenesis and pathological anatomy of tuberculosis meningitis
	6	Pathogenesis and pathological anatomy of the urinary system organs: kidney, ureter, bladder tuberculosis
	7	Pathogenesis and pathological anatomy of genital tuberculosis in women
	8	Pathogenesis and pathological anatomy of genital tuberculosis in men
	9	Pathogenesis and pathology of tuberculosis of bones and joints
	10	Pathogenesis and pathological anatomy of tuberculosis of the gastrointestinal tract
	11	Pathogenesis and pathological anatomy of tuberculosis mesadenitis, tuberculosis of other intra-abdominal and retroperitoneal lymph nodes
	12	Pathogenesis and pathological anatomy of peritoneal tuberculosis
	13	Pathogenesis and pathological anatomy of tuberculosis of parenchymatous abdominal organs (liver and spleen)
	14	Pathogenesis and pathatomy of peripheral lymph node tuberculosis
	15	Pathogenesis and pathological anatomy of skin tuberculosis
	16	Pathogenesis and pathological anatomy of eye tuberculosis
PC2- diagnostic methods	17	MBT detection methods (bacterioscopic, bacteriological, molecular genetic - PCR)
	18	Physical methods of diagnostics of extrapulmonary tuberculosis.
	19	Laboratory methods of VLT diagnostics: general clinics, cytological, histological.
	20	Immunological methods of diagnostics of VLT.
	21	Tuberculinodiagnosis of VLT (Mantu sample with 2 TE, Koch sample)
	22	Instrumental diagnosis of VLT
	23	Methods of radiation diagnostics radiological, ultrasonographic, CT,

		NMR.
	24	Endoscopic examination methods in HLT diagnostics: FGDS, FKS, cystoscopy, diagnostic laparoscopy
	25	Spinal puncture, liquor studies for tuberculosis meningitis
	26	Cystoscopy, chromocystoscopy in diagnosis and difdiagnostics of tuberculosis of the urinary organs
	27	Hysterosalpingoscopy in diagnosis of female genital tuberculosis
PC2-clinic	28	Basal and convexital tuberculosis meningitis; spinal cord tuberculosis
	29	Clinical picture of tuberculosis meningitis in typical cases
	30	Brain irritation symptoms
	31	Symptoms of cranial nerve damage
	32	Criteria for the diagnosis of tuberculosis meningitis
	33	Outcome of tuberculosis meningitis.
	34	Differential diagnosis of tuberculosis meningitis
	35	Atypical clinical variants of the onset of tuberculous meningitis: acute serous, acute abortion, acute purulent meningitis, acute psychosis, epileptoid, "acute abdominal"
	36	Clinical picture, diagnosis and difdiagnosis of kidney tuberculosis
	37	Clinical picture, diagnosis and difdiagnosis of ureterine and bladder tuberculosis
	38	Clinical picture, diagnosis and difdiagnosis of tuberculosis adnexitis
	39	Clinical picture, diagnosis and difdiagnosis of tuberculosis endometritis
	40	Clinical picture, diagnosis and difdiagnostics of tuberculosis orchoepididymitis
	41	Clinical picture, diagnosis and difdiagnosis of tuberculosis prostatitis
	42	Clinical picture of tuberculosis of bones and joints: intoxication syndrome, local symptoms
	43	Clinical picture of tuberculosis spondylitis in the pre-spondylitic, spondylitic, postspondylitic stages
	44	Clinical picture of tuberculosis coccitis and gonitis in the prearticular, arthritic and postarthritic stages

45	Complications and outcomes of tuberculosis spondylitis
46	Complications and outcomes of tuberculosis coxitis and gonitis
47	Differential diagnosis of tuberculosis spondylitis
48	Differential diagnosis of tuberculosis coccitus and gonitis
49	Clinical picture of tuberculosis of the gastrointestinal tract - intestine, stomach, esophagus
50	Clinical picture of tuberculosis mesadenitis, tuberculosis of other intra-abdominal and retroperitoneal lymph nodes
51	Clinical picture of peritoneal tuberculosis
52	Clinical picture of parenchymatous organs tuberculosis abdominal cavity (liver and spleen)
53	Complications of abdominal tuberculosis - bleeding, ulcer perforation, intestinal obstruction, etc.
54	Differential diagnosis of abdominal tuberculosis.
55	Outcomes of abdominal tuberculosis
56	Clinical picture of tuberculosis of peripheral lymph nodes in the initial stage, the stage of caseose without decay, abscess and fistulous stages
57	Bacteriological and histological criteria for the diagnosis of peripheral lymph node tuberculosis
58	Differential diagnosis of tuberculosis of peripheral lymph nodes with malignant lymphadenopathies, sarcoidosis, felinosis, AIDS, neck side cysts
59	Clinical manifestations and differential diagnosis of tuberculosis lupus with syphilis and lupus red
60	Clinical manifestations and difdiagnosis of papulonecrotic skin tuberculosis with vulgar acne rash
61	Clinical manifestations and differential diagnosis of scrofuloderma with chronic deep peptic ulcer pyodermia
62	Clinic and differential diagnosis of inductive erythema with thrombophlebitis
63	Clinic of hematogenic lesions of eyeball shells (anterior uveitis, peripheral uveitis, choreoretinitis, panuveitis)
64	Eye Protective Eye Tuberculosis Clinic (eye skin, tear glands)
65	Clinic Tuberculosis allergic eye diseases in primary tuberculosis infection (allergic keratoconjunctionitis)

	66	Clinic of visual lesions in CNS tuberculosis (involvement of the otorhinolateral and ocular motor nerves in tuberculous meningitis)
PK2- Леч, набл	67	General principles of tuberculosis treatment: complexity, duration, continuity, staging
	68	General principles of specific chemotherapy - combination, account of the mechanism of action of drugs, account of sensitivity of the causative agent, account of side effects, account of related diseases, account of individual tolerance.
	69	Main antituberculosis drugs: isoniazid, rifampicin, streptomycin, pyrazinamide, ethambutol: mechanism of action, side effects and methods of their elimination
	70	Reserve antituberculous drugs: canamycin, etionamide, protionamide, PASK, products of Ofloxacin: mechanism of action, side effects, ways of their elimination
	71	Pathogenic means to limit inflammatory response (GCS, NPVP, heparin)
	72	Pathogenetic means for the prevention of fibrosis (hyaluronidase, pyrogenal, penicillamine)
	73	Desensitizing
	74	Microbial immunomodulators - BCG vaccine, tuberculin, pyrogenal, prodigiosan, ribomunil, sodium nucleinate
	75	Immunomodulators of endogenous origin - thymus extract, immunophan; Cytokines: human interleukin-2 recombinant, human interleukin-1- β recombinant, human interferon leukocytic.
	76	Synthetic and semi-synthetic immunomodulators - levamisole, glutoxime, polyoxidonium, lycopide
	77	Pathogenetic drugs to eliminate side effects of ABP
	78	Radical methods of surgical treatment of extrapulmonary tuberculosis
	79	Palliative treatments for extrapulmonary tuberculosis
	80	Peculiarities of treatment of extrapulmonary tuberculosis: local application of medicines, immobilization in complex treatment of bone and joint tuberculosis.
	81	Features of tuberculosis meningitis treatment
PC4-prev, disp.surv.	82	Methods of specific prevention of extrapulmonary tuberculosis
	83	Methods of nonspecific prevention of extrapulmonary tuberculosis

	84	Primary chemoprophylaxis of extrapulmonary tuberculosis
	85	Secondary chemoprophylaxis of extrapulmonary tuberculosis
	86	Primary activities in the focus of extrapulmonary tuberculosis infection
	87	Current measures in the focus of extrapulmonary tuberculosis infection
	88	The work of the general network for prevention of extrapulmonary tuberculosis: risk groups for extrapulmonary tuberculosis
	89	Work of the general network for detection of extrapulmonary tuberculosis: preventive bacteriological (study of urine on MBT), surveillance of patients with chronic kidney diseases, diseases of the gastrointestinal tract, hepatobiliary system, musculoskeletal system, HIV-infected persons
	90	Dispensary groups for patients with extrapulmonary tuberculosis
Total	90	

Criteria and rating scale:

- evaluation criteria - correct answers to the questions asked;
- evaluation indicator - percentage of correct answers to questions;
- rating scale (grade) - there are 4 levels of competence rating:
 - high (excellent) - more than 80% of correct answers;
 - sufficient (good) - from 60% to 80% of correct answers;
 - threshold (satisfactory) - from 50 to 60% of correct answers;
 - critical (unsatisfactory) - less than 50% of correct answers.

Grading scale

Rating	Level of competence development	Grading criteria
Excellent	High level	The student has shown comprehensive, systematized, deep knowledge of the discipline program, the ability to confidently apply them and practice in solving specific problems, to freely use reference literature, to draw reasonable conclusions from the results of calculations or experiments.
Good	Sufficient level	The student has shown strong knowledge of the main sections of the discipline program, the ability to independently solve specific practical problems, but

		allows uncritical inaccuracies in the answer and problem solving.
Satisfactory	Threshold level	The student has shown fragmentary, scattered character of knowledge not exact enough formulations of the basic concepts breaking a logic sequence in the statement of a program material, thus owning knowledge of the basic sections of discipline necessary for the further training, ability to receive with the help of the teacher the correct decision of a concrete practical problem from among stipulated RAP, acquaintance to the recommended reference literature.
Unsatisfactory	Critical level	At the answer of the student essential gaps in knowledge of the most part of the basic content of discipline were revealed, rough mistakes in formulation of the basic concepts, decisions of typical practical problems are made (inability with the help of the teacher to receive with the help of the correct decision of a concrete practical problem from among stipulated RAP).

10. INDIVIDUAL STUDENT WORK OF STUDENTS

The form of study _30___ full-time.

Title and sections and themes	Type of individual work	Volume in hours	Form of control
Section 1. Clinic and diagnosis of extrapulmonary tuberculosis	Training material development, solution tasks, test preparation work	24	Testing, task solving check.
Section 2: Treatment, prevention of extrapulmonary tuberculosis: dispensary monitoring of extrapulmonary tuberculosis patients	Training material development, solution tasks, test preparation work	6	Testing, task solving check.
Total		30	

11. EDUCATIONAL-METHODICAL AND INFORMATION SUPPORT OF DISCIPLINE

Диагностика и лечение внелегочного туберкулеза

a) List of recommended literature

a) Core reading:

1. Koshechkin, V. A. Phthisiatry : textbook / V. A. Koshechkin. - Moscow : GEOTAR-Media, 2023. - 256 с. - ISBN 978-5-9704-7329-0. - Текст : электронный // ЭБС "Консультант студента" : [сайт]. - URL : <https://www.studentlibrary.ru/book/ISBN9785970473290.html>
2. Yushchuk, N. D. Infectious diseases : textbook / Yushchuk N. D. , Vengerov Yu. Ya. - Москва : ГЭОТАР-Медиа, 2020. - 464 с. - ISBN 978-5-9704-5504-3. - Текст : электронный // ЭБС "Консультант студента" : [сайт]. - URL : <https://www.studentlibrary.ru/book/ISBN9785970455043.html>

b) Supplementary reading:

1. Tarasova L. G. Orofacial tuberculosis: clinic, diagnosis, differential diagnosis / L. G. Tarasova. - Томск : Издательство СибГМУ, 2020. - 102 с. - ISBN 9785985911596. - Текст : электронный // ЭБС "Букап" : [сайт]. - URL : <https://www.books-up.ru/ru/book/orofacial-tuberculosis-clinic-diagnosis-differential-diagnosis-10782954/>
2. Phthisiatry : учебник. - Москва : ГЭОТАР-Медиа, 2017. - 256 с. - URL: <https://www.rosmedlib.ru/book/ISBN9785970439739.html>

c) Educational and methodical literature

1. Savonenkova L. N.

Methodological instructions for the organization of students' individual work in the discipline «Diagnostics and treatment of extrapulmonary tuberculosis» for specialty 31.05.01 «General medicine» / L. N. Savonenkova; Ulyanovsk State University, Institute of Medicine, Ecology and Physical culture. - Ulyanovsk : UISU, 2022. - Неопубликованный ресурс; На англ. яз. - URL: <http://lib.ulsu.ru/MegaPro/Download/MObject/11525>. - Режим доступа: ЭБС УлГУ. - Текст : электронный.

AGREED:

Main Librarian | Anna | D R Stadolnikova
The position of the worker scientific library Full name signature

17.04.2023.

d) Professed data base, directory and search systems:

1. Электронно-библиотечные системы:

- 1.1. Цифровой образовательный ресурс IPRsmart:электронно-библиотечная система : сайт / ООО Компания«Ай Пи Ар Медиа». - Саратов, [2023]. –URL:<http://www.iprbookshop.ru>. – Режим доступа: для зарегистрир. пользователей. - Текст : электронный.
- 1.2. Образовательная платформа ЮРАЙТ: образовательный ресурс, электронная библиотека : сайт / ООО Электронное издательство«ЮРАЙТ». – Москва, [2023]. - URL: <https://urait.ru>. – Режим доступа: для зарегистрир. пользователей. - Текст : электронный.
- 1.3. База данных «Электронная библиотека технического ВУЗа (ЭБС «Консультант студента»):электронно-библиотечная система : сайт / ООО «Политехресурс». – Москва, [2023]. –URL:<https://www.studentlibrary.ru/cgi-bin/mb4x>. – Режим доступа: для зарегистрир. пользователей. –Текст : электронный.
- 1.4. Консультант врача. Электронная медицинская библиотека :база данных : сайт / ООО «Высшая школа организации и управления здравоохранением-Комплексный медицинский консалтинг». – Москва, [2023]. – URL: <https://www.rosmedlib.ru>. – Режим доступа: для зарегистрир. пользователей. – Текст : электронный.
- 1.5. Большая медицинская библиотека: электронно-библиотечная система: сайт / ООО «Букап». – Томск, [2023]. – URL: <https://www.books-up.ru/ru/library/> . – Режим доступа: для зарегистрир. пользователей. – Текст: электронный.
- 1.6. ЭБС Лань:электронно-библиотечная система: сайт/ ООО ЭБС «Лань». –Санкт-Петербург, [2023]. –URL:<https://e.lanbook.com>. – Режим доступа: для зарегистрир. пользователей. –Текст : электронный.
- 1.7. ЭБС Znanium.com:электронно-библиотечная система : сайт / ООО «Знаниум». - Москва, [2023]. - URL: <http://znanium.com> . – Режим доступа: для зарегистрир. пользователей. - Текст : электронный.
2. КонсультантПлюс [Электронный ресурс]: справочная правовая система. /ООО «Консультант Плюс» - Электрон. дан. - Москва :КонсультантПлюс, [2023].
- 3.Базы данных периодических изданий:
- 3.1. eLIBRARY.RU: научная электронная библиотека : сайт / ООО «Научная Электронная Библиотека». – Москва, [2023]. – URL: <http://elibrary.ru>. – Режим доступа : для авториз. пользователей. – Текст : электронный
- 3.2. Электронная библиотека «Издательского дома «Гребенников» (Grebinnikon) : электроннаябиблиотека / ООО ИД «Гребенников». – Москва, [2023]. – URL: <https://id2.action-media.ru/Personal/Products>. – Режим доступа : для авториз. пользователей. – Текст : электронный.
4. Федеральная государственная информационная система «Национальная электронная библиотека»:электронная библиотека: сайт / ФГБУ РГБ. – Москва, [2023]. – URL:<https://нэб.рф>. – Режим доступа: для пользователей научной библиотеки. –Текст : электронный.
5. Российское образование: федеральный портал / учредитель ФГАУ «ФИЦТО». – URL: <http://www.edu.ru>. – Текст : электронный.
6. Электронная библиотечная система УлГУ : модуль «Электронная библиотека» АБИС Мега-ПРО / ООО «Дата Экспресс». – URL:<http://lib.ulsu.ru/MegaPro/Web>. – Режим доступа :для пользователей научной библиотеки. – Текст : электронный.

Согласовано:

Ишменер Ведущий ; Ишменер Ю.В. ; Ишменер ; 12.04.2023
Должность сотрудника УИТИТ ФИО Подпись Дата

12. TECHNICAL ASSISTANCE OF DISCIPLINE:

List of logistical equipment. The technical means and equipment used to conduct the classes are listed.

Training room No. 47 _____ for lecture-type lessons, seminar-type lessons, group and individual consultations, ongoing monitoring and interim certification (with a set of demonstration equipment to ensure the provision of illustrative material in accordance with the working program of the discipline, access to the EBS).

The room is equipped with a set of student furniture for 20 seats. Area - 18, 48 m²

Technical means:

1. negatoscopes - "Hera-H-PM-03" single-frame,
2. multimedia projector
3. fluoroscopes -2 Information stands - on clinical forms of tuberculosis, methods of diagnostics and differential diagnostics, prevention and treatment of tuberculosis; a set of X-rays, tomograms, computer tomograms.

Training room No. 68 for seminars, group and individual consultations, ongoing monitoring and interim certification.

The room is equipped with a set of student furniture for 10 seats. The area is 9.59 m².

Technical means:

1. negatoscopes - "Hera-H-PM-03" single-frame,
2. multimedia projector
3. fluoroscopes -2

Training room No. 15 for workshops, group and individual consultations, ongoing monitoring and interim certification.

The room is equipped with a set of student furniture for 15 seats. The area - 26,4 m².

Technical means:

1. negatoscopes - "Hera-H-PM-03" single-frame,
2. multimedia projector
3. fluoroscopes
-2 Information stands - on clinical forms of tuberculosis, methods of diagnostics and differential diagnostics, prevention and treatment of tuberculosis; a set of X-rays, tomograms, computer tomograms.

Ulyanovsk region, Ulyanovsk, 28 Metalistov str. (rooms 47, 68)

Ulyanovsk, 3 fare Engineering 3 (audience 15)

13. SPECIAL FACILITIES FOR STUDENTS WITH DISABILITIES

The education on OPOP VO of students with disabilities is carried out taking into account the peculiarities of their psychophysical development, individual capabilities and health condition. Education for students with special needs can be organized either jointly with other students or separately. If necessary, students from among persons with disabilities (at the student's request) may be offered one of the following options for perceiving information taking into account their individual psychophysical characteristics:

- for the visually impaired: in printed form in enlarged font; in the form of an electronic document; in the form of an audio file (translation of training materials into audio format); in printed form in Braille; individual consultations using a typhoon translator; individual assignments and consultations.
- for the hearing impaired: in printed form; in the form of an electronic document; video with subtitles; individual consultations with a sign language interpreter; individual assignments and consultations.
- for people with musculoskeletal disorders: in printed form; as an electronic document; as an audio file; individual tasks and consultations.



Developer:

Professor



Savonenkova L.N.

LIST OF CHANGES 1 of
Educational plan of discipline ”_Diagnostics and treatment of extrapulmonary tuberculosis ”
Speciality 31.05.01. «General medicine»

№	Content of the change or a link to the attached text of the	Full name of the head of the Department developing the discipline	Signature	Date
1	Introduction of changes to item A) Recommended Literature item 11 "Educational, methodological and information support of the discipline" with the design of Appendix 2	Ruzov V.I		16.04.24
2	Introduction of changes to item C) Professional databases, information and reference systems item 1 "Educational, methodological and information support of the discipline" with the design of Appendix 1	Ruzov V.I		16.04.24

11. EDUCATIONAL-METHODICAL AND INFORMATION SUPPORT OF DISCIPLINE

Фтизиатрия

a) List of recommended literature

a) Core reading:

1. Koshechkin, V. A. Phthisiatry : textbook / V. A. Koshechkin. - Moscow : GEOTAR-Media, 2023. - 256 с. - ISBN 978-5-9704-7329-0. - Текст : электронный // ЭБС "Консультант студента" : [сайт]. - URL : <https://www.studentlibrary.ru/book/ISBN9785970473290.html>

2. Borodulina, E. A. Diagnosis and prevention of tuberculosis in general medical practice : tutorial guide / E. A. Borodulina, B. E. Borodulin. - Москва : ГЭОТАР-Медиа, 2024. - 104 с. - ISBN 978-5-9704-8190-5, DOI: 10.33029/9704-8190-5-DPT-2024-1-104. - Электронная версия доступна на сайте ЭБС "Консультант студента": [сайт]. URL: <https://www.studentlibrary.ru/book/ISBN9785970481905.html>

b) Supplementary reading:

1. Tarasova L. G. Orofacial tuberculosis: clinic, diagnosis, differential diagnosis / L. G. Tarasova. - Томск : Издательство СибГМУ, 2020. - 102 с. - ISBN 9785985911596. - Текст : электронный // ЭБС "Букап" : [сайт]. - URL : <https://www.books-up.ru/ru/book/orofacial-tuberculosis-clinic-diagnosis-differential-diagnosis-10782954/>


2. Yushchuk, N. D. Infectious diseases : textbook / Yushchuk N. D. , Vengerov Yu. Ya. - Москва : ГЭОТАР-Медиа, 2020. - 464 с. - ISBN 978-5-9704-5504-3. - Текст : электронный // ЭБС "Консультант студента" : [сайт]. - URL : <https://www.studentlibrary.ru/book/ISBN9785970455043.html>

1. Savonenkova L. N.

Methodological instructions for the organization of students' individual work in the discipline «Diagnostics and treatment of extrapulmonary tuberculosis» for specialty 31.05.01 «General medicine» / L. N. Savonenkova; Ulyanovsk State University, Institute of Medicine, Ecology and Physical culture. - Ulyanovsk : UISU, 2022. - Неопубликованный ресурс; На англ. яз. - URL: <http://lib.ulsu.ru/MegaPro/Download/MObject/11525>. - Режим доступа: ЭБС УЛГУ. - Текст : электронный.

c) Educational and methodical literature

AGREED:

Leading specialist Стадольникова/  / 2024_

The position of the worker scientific library Full name signature date

1. Электронно-библиотечные системы:

1.1. Цифровой образовательный ресурс IPRsmart : электронно-библиотечная система : сайт / ООО Компания «Ай Пи Ар Медиа». - Саратов, [2024]. – URL: <http://www.iprbookshop.ru>. – Режим доступа: для зарегистрир. пользователей. - Текст : электронный.

1.2. Образовательная платформа ЮРАЙТ : образовательный ресурс, электронная библиотека : сайт / ООО Электронное издательство «ЮРАЙТ». – Москва, [2024]. - URL: <https://urait.ru> . – Режим доступа: для зарегистрир. пользователей. - Текст : электронный.

1.3. База данных «Электронная библиотека технического ВУЗа (ЭБС «Консультант студента») : электронно-библиотечная система : сайт / ООО «Политехресурс». – Москва, [2024]. – URL: <https://www.studentlibrary.ru/cgi-bin/mb4x>. – Режим доступа: для зарегистрир. пользователей. – Текст : электронный.

1.4. Консультант врача. Электронная медицинская библиотека : база данных : сайт / ООО «Высшая школа организации и управления здравоохранением-Комплексный медицинский консалтинг». – Москва, [2024]. – URL: <https://www.rosmedlib.ru>. – Режим доступа: для зарегистрир. пользователей. – Текст : электронный.

1.5. Большая медицинская библиотека : электронно-библиотечная система : сайт / ООО «Букап». – Томск, [2024]. – URL: <https://www.books-up.ru/ru/library/> . – Режим доступа: для зарегистрир. пользователей. – Текст : электронный.

1.6. ЭБС Лань : электронно-библиотечная система : сайт / ООО ЭБС «Лань». – Санкт-Петербург, [2024]. – URL: <https://e.lanbook.com>. – Режим доступа: для зарегистрир. пользователей. – Текст : электронный.

1.7. ЭБС Znanium.com : электронно-библиотечная система : сайт / ООО «Знаниум». - Москва, [2024]. - URL: <http://znanium.com> . – Режим доступа : для зарегистрир. пользователей. - Текст : электронный.

2. КонсультантПлюс [Электронный ресурс]: справочная правовая система. / ООО «Консультант Плюс» - Электрон. дан. - Москва : КонсультантПлюс, [2024].

3. eLIBRARY.RU: научная электронная библиотека : сайт / ООО «Научная Электронная Библиотека». – Москва, [2024]. – URL: <http://elibrary.ru>. – Режим доступа : для авториз. пользователей. – Текст : электронный

4. Федеральная государственная информационная система «Национальная электронная библиотека» : электронная библиотека : сайт / ФГБУ РГБ. – Москва, [2024]. – URL: <https://нэб.рф>. – Режим доступа : для пользователей научной библиотеки. – Текст : электронный.

5. Российское образование : федеральный портал / учредитель ФГАУ «ФИЦТО». – URL: <http://www.edu.ru>. – Текст : электронный.

6. Электронная библиотечная система УлГУ : модуль «Электронная библиотека» АБИС Мега-ПРО / ООО «Дата Экспресс». – URL: <http://lib.ulsu.ru/MegaPro/Web>. – Режим доступа : для пользователей научной библиотеки. – Текст : электронный.